



The Rhodoteller

www.nirs.rhodos.ca

Remembrance
Day...

November

North Island Rhododendron Society

2014-2015 Executive

President

Jake Ellis.....337-8516

Vice-President

Nadine Boudreau339-0909

Secretary

Adrianne McNabb898-8712

Treasurer

Dave Godfrey335-0717

Past President:

Paul Wurz287-4301

Director: Ways & Means

Dick Bonney339-7594

Director: Membership

Jill Gould331-1859

Director: Revenue Table

Fran Thornton.....339-3754

Director: Library

Ruth Fowler.....890-9448

Director: at large

Garth Wedemire941-5598

Newsletter

Noni Godfrey.....335-0717

..... nonigod@shaw.ca

Social Committee:

Claudia Ellis337-8516

Sunshine Lady:

Nancy Munro.....334-3719

The club meets at 7:30 p.m.
the second Tuesday of each month
(except May through August)
United Church in Comox.

Coming Events

4th Nov 2014 - Executive Meeting 2:00 pm

The executive meeting will be held at the home of Dave and Noni Godfrey, 4686 Montrose Drive. South end of Courtenay, turn left onto Spindrift Road, which is about 1 Km past the Kingfisher resort. Then turn at first right, then first right again. Go to end of Inverness Road and turn left onto Montrose. House is on the left, look for tall house with green shutters next to an empty lot.

11th Nov 2014 - Regular Meeting 7:30 pm

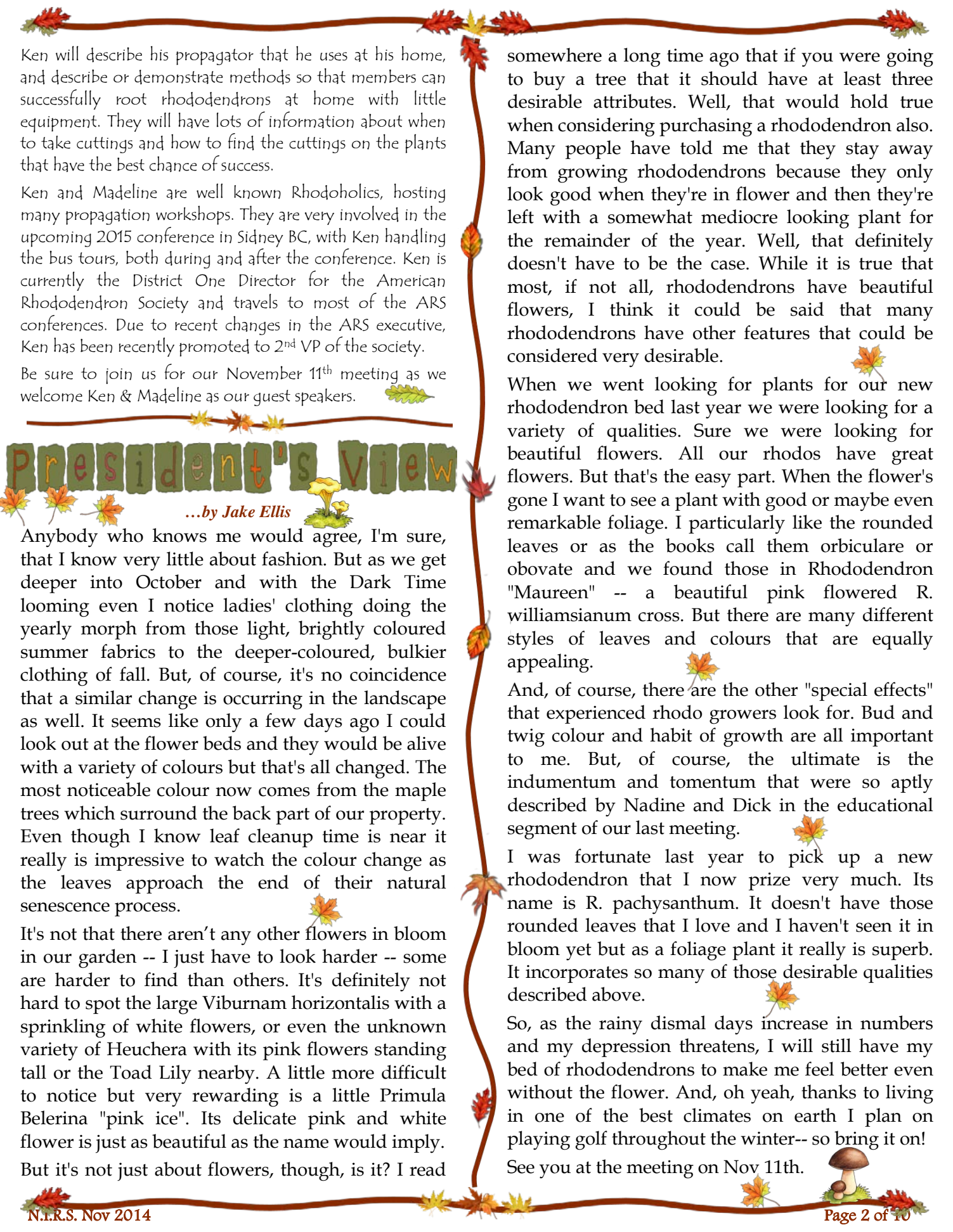
A presentation on "Propagating Rhodos"



Now is the time of year to start thinking about propagating some of our favorite hard-to-find rhododendrons. To help us learn more about how to properly do this, we have invited our associate members Ken and Madeleine Webb from the Victoria chapter to show us some of the secrets to their very successful propagation methods.

The Webbs have for a number of years put roots on thousands of cuttings each year and have distributed them to the rhododendron societies in District One, asking only a small donation to the Victoria Rhododendron Society in return.





Ken will describe his propagator that he uses at his home, and describe or demonstrate methods so that members can successfully root rhododendrons at home with little equipment. They will have lots of information about when to take cuttings and how to find the cuttings on the plants that have the best chance of success.

Ken and Madeline are well known Rhodoholics, hosting many propagation workshops. They are very involved in the upcoming 2015 conference in Sidney BC, with Ken handling the bus tours, both during and after the conference. Ken is currently the District One Director for the American Rhododendron Society and travels to most of the ARS conferences. Due to recent changes in the ARS executive, Ken has been recently promoted to 2nd VP of the society.

Be sure to join us for our November 11th meeting as we welcome Ken & Madeline as our guest speakers.

President's View

...by Jake Ellis

Anybody who knows me would agree, I'm sure, that I know very little about fashion. But as we get deeper into October and with the Dark Time looming even I notice ladies' clothing doing the yearly morph from those light, brightly coloured summer fabrics to the deeper-coloured, bulkier clothing of fall. But, of course, it's no coincidence that a similar change is occurring in the landscape as well. It seems like only a few days ago I could look out at the flower beds and they would be alive with a variety of colours but that's all changed. The most noticeable colour now comes from the maple trees which surround the back part of our property. Even though I know leaf cleanup time is near it really is impressive to watch the colour change as the leaves approach the end of their natural senescence process.

It's not that there aren't any other flowers in bloom in our garden -- I just have to look harder -- some are harder to find than others. It's definitely not hard to spot the large Viburnum horizontalis with a sprinkling of white flowers, or even the unknown variety of Heuchera with its pink flowers standing tall or the Toad Lily nearby. A little more difficult to notice but very rewarding is a little Primula Belerina "pink ice". Its delicate pink and white flower is just as beautiful as the name would imply. But it's not just about flowers, though, is it? I read

somewhere a long time ago that if you were going to buy a tree that it should have at least three desirable attributes. Well, that would hold true when considering purchasing a rhododendron also. Many people have told me that they stay away from growing rhododendrons because they only look good when they're in flower and then they're left with a somewhat mediocre looking plant for the remainder of the year. Well, that definitely doesn't have to be the case. While it is true that most, if not all, rhododendrons have beautiful flowers, I think it could be said that many rhododendrons have other features that could be considered very desirable.

When we went looking for plants for our new rhododendron bed last year we were looking for a variety of qualities. Sure we were looking for beautiful flowers. All our rhodos have great flowers. But that's the easy part. When the flower's gone I want to see a plant with good or maybe even remarkable foliage. I particularly like the rounded leaves or as the books call them orbiculate or obovate and we found those in Rhododendron "Maureen" -- a beautiful pink flowered R. williamsianum cross. But there are many different styles of leaves and colours that are equally appealing.

And, of course, there are the other "special effects" that experienced rhodo growers look for. Bud and twig colour and habit of growth are all important to me. But, of course, the ultimate is the indumentum and tomentum that were so aptly described by Nadine and Dick in the educational segment of our last meeting.

I was fortunate last year to pick up a new rhododendron that I now prize very much. Its name is R. pachysanthum. It doesn't have those rounded leaves that I love and I haven't seen it in bloom yet but as a foliage plant it really is superb. It incorporates so many of those desirable qualities described above.

So, as the rainy dismal days increase in numbers and my depression threatens, I will still have my bed of rhododendrons to make me feel better even without the flower. And, oh yeah, thanks to living in one of the best climates on earth I plan on playing golf throughout the winter-- so bring it on! See you at the meeting on Nov 11th.

Raffle Rhodos

...by Dick Bonney

First choice is **Anah Kruschke** a Ponticum seedling that grows to 6 feet in 10 years is good to -15F (-26C). A hardy Hybrid with a compact growth habit. Good in full sun and has flowers from lavender-blue to reddish-purple. (maybe your choice) and has been around since 1973.



Second choice once again is **Molly Ann** a dense compact plant with flowers a beautiful shade of rose which form a lovely truss. Good to -10F (-23C). A good all round dwarf for front planting or Rock beds.



Member's Notes

...by Diana Scott

(Editor's Note: A special thank you to Diana Scott for providing this month's "Notes" in Dave's absence.)

The General Meeting on Tuesday, October 14th saw a good crowd settled in for the evening, checking out the Revenue table; enjoying beverages and goodies while catching up with each other. As the business portion of the meeting began, **Nadine Boudreau**, sitting in for Secretary **Adrianne McNabb**, was given a rousing round of applause as President **Jake Ellis** informed the membership that Nadine has agreed to take on the position of Vice President for the coming term.

Jake reminded everyone that we welcome involvement and encouraged members to step up and take on the various jobs that come up from time to time. Adding to that sentiment, Nadine put out a call for more gardens for the upcoming Garden Tour in May. President Jake was pleased to announce that **Adrianne and Rob McNabb** have offered to host the May AGM, and **Carolyn and Harris Chester** have offered to hold the June Picnic in their gardens.

Membership Chair **Jill Gould** indicated that we had 45 Members and 2 Guests in attendance and it was nice to have Associate **Terry Richmond** and MARS member **Doug Kitts** join us. A reminder to members who have yet to renew their membership to either bring their \$35 cheque to the November meeting or mail it to the club address at the bottom of the newsletter. Members not renewed by December 31st will not be included in the 2015 Yearbook Roster and therefore will not receive a copy. So don't delay, renew today!

Fall is usually a good time to pick up a few things for the garden. **Fran Thornton** highlighted the bounty from the Revenue Table and encouraged folks to buy lots and take them home! Our goodies were wonderful, as usual, and Social Convener **Claudia Ellis** thanked those who brought the delicious selections this month. She indicated that there were a number of people on deck to bring more next month.

Helena Stewart is looking for assistance with

Publicity, particularly as we move toward the Rhodo Sale and Garden Tour, and asked that interested parties contact her. On **Ross Munro's** behalf, Jake announced that there would be a WORK PARTY at the Rhodo Garden on October 16th at 10 am to do some weeding, raking and general fall cleanup. New members were encouraged to join the group and enjoy the coffee party afterward. Unfortunately there were only 5 members who attended the work party, and all were of the long standing variety! (Diana's photos have been posted to our website's Gallery page.)

Past President **Paul Wurz** updated us on the Species Garden that will be developed at Milner Garden and Woodland, noting that they are continuing to look at ways to finance the project. Paul then promoted the ARS Convention that will be held May 6-10th 2015 at the Mary Winspear Centre in Sidney, BC. There was a good show of hands indicating the number of NIRS members who are planning to attend. Each Chapter in District 1 has agreed to volunteer in some capacity, and Paul handed around a sign-up sheet for folks to specify in which areas they might like to help out. Web registration will be available soon and members are encouraged to register and make their hotel arrangements early. The website for the convention is www.2015rhodo.ca

Nadine Boudreau, assisted by 'Vanna' (**Dick Bonney**), prepared the first in a series of 'Back to the Basics' mini presentations. The focus this evening was on describing tomentum, indumentum, and the concept of senescence. We look forward to these 'bites' of information as 'Educational' presentations at upcoming meetings!



'Show and Tell' saw a number of members sharing items from their gardens. **Summer Joy** brought back her variegated tradescantia (Spiderwort) which did beautifully outdoors over the summer. She promised

to pot some up for the Revenue Table which resulted in nods of approval from the crowd. **Jill Gould** brought in 'a dead-looking' clematis (which Summer bought) and talked about the joys of bringing these Charlie Browns back to life. **Dick Bonney** brought in blooms from rhodos 'Ernie Dee' and 'Grumpy' (which had been sold to him as 'Snow White'.) There were rumblings that perhaps 'Grumpy' was not a bad choice! **Bernie Guyader**, sadly, had to follow Dick again this month, but dazzled us with fall colour - Oak Leafed Hydrangea, a bonsai of Satomi dogwood in fall splendor, and some drupes from Cornus mas (Cornelian Cherry). Bernie also showed us blooms from gentians that continue to provide colour for a month or more, along with a white blooming Helleborus niger that pairs well with the gentian blue, and Tricyrtis hirta or Toadlily that had been mentioned in **Dany Fortin's** article in the October Rhodoteller.

The Door Prize was a set of garden hand tools, along with a wee plant to work with, and was won by **Harris Chester**. Raffle Rhodo 'Hachmann's Marlis' was won by our newest member **Kathy Gordon**, R. 'Golden Torch' was won by **Linda Ashbaugh**, and **Brad Billings** was the lucky winner of the R. 'May Day'. Congratulations to all!

Earl Daneluk from the Nanaimo Chapter was our guest speaker for the evening's program presenting Part I of his experience on the "ARS Garden Tour in Northern Germany and Denmark" that took place in May 2014. This portion of his two-part program focused on the 9 Day Rhododendron Festival held in Westerstede, followed by a visit to the outstanding Hachmann Nursery. Earl travelled in good company, as one of his first photos featured our own NIRS members **Antje and Peter Guertler** who also took part in the tour.


Westerstede is in the Hammer area of northern Germany, west of Bremen and Hamburg. With many nurseries that specialize in the hybridization and sale of rhododendrons and azaleas, apparently 85% of rhododendrons and 90% of all outdoor azaleas in Germany come from this area. Westerstede is considered the "RHODODENDRON CAPITAL" and every 4 years they host a Rhododendron Festival which is thought to provide the largest display of rhodos in Europe. Through careful cultivation, the exhibitors are able to dazzle visitors with a display

that would not be possible in the landscape — showcasing spectacular rhodos that would typically bloom at different times. In addition to the jaw dropping plant displays — entertainment, food, and of course beer was available throughout the exhibition area.

Earl focused his presentation on some of the new and more unusual rhodos and many of the dramatic displays that were put together just for this Show. Earl admitted that he had difficulty paring down the photos to the few presented this evening; but he did a great job and the ones he chose were stunning. Earl was able to give us a sampling of some of the outstanding 'landscapes' designed for the Show: from mass plantings of one type to colourful arrays of different rhodos; from dwarf varieties set out individually or in groups, to beautifully pruned and fully 'trussed' tree rhodos. In addition to the rhodos and azaleas, there were mass plantings and displays of other plants including an impressive display of hydrangeas and bamboo poles, and a sea of perfect hostas. One pavilion was set up as an art gallery where individual and group plantings became the 'art' pieces. Spectacular topiary displays were found throughout the area, as well as in the public and private gardens visited later on the ARS tour.



Of particular note was that the rhodos were in full, heavy bloom, and in perfect condition. Despite being in full sun, they still looked fresh, lush, and healthy. Judicious pruning, special care, and a lot of fertilizer were speculated to be a big part of the preparation for these plants! There were so many rhodos that stood out, but one of Earl's favourites was 'Dramatic Dark', a relatively new introduction by Hachmann. Also known as 'Hachdram' (R. 'Frank Galsworthy' X R.



'Jonathan Shaw') the flower is deep dark purple with a purple violet center and black eye, and has a white stamen that stands out against the dark. It is being described as a 'blockbuster' and will likely do

very well in the trade! * *

The next part of the presentation focused on the well known and highly respected Hachmann Nursery in Barmstedt outside Hamburg. Headed by Hans Hachmann's son Holger Hachmann, this nursery is an incredible example of precision and proficiency. This nursery literally deals with millions of rhodos and in many of Earl's photos there were rhodos as far as the eye could see, from tiny seedlings through to extremely large specimens. One new introduction, 'Golden Everest', is likely to become the most popular yellow rhodo in the near future. The Hachmann Nursery produces more than rhodos and azaleas, and is becoming increasingly well known for their extensive collection of Japanese maples. In addition to hybridizing and propagation, Hachmann's is a massive growing operation, and a beautiful and extremely well organized wholesale/retail outlet. *



Earl ended his presentation with a taste of what is to come when he returns in March for Part II of 'The ARS Garden Tour of Northern Germany' and

Denmark' — showcasing some of the beautiful public and private gardens that they had the privilege to visit. We look forward to having Earl back in the spring!

We are fortunate to have our program lined up for the remainder of the year. Next up will be **Ken Webb** from the Victoria Chapter and current District 1 Director. Ken will be with us in November to share his experience with "Propagating Rhodos." Our club has benefited from Ken's skill and generosity over the years — he has donated a number of rooted cuttings that we have grown on and given away as raffle prizes and draws. You might even have one of Ken's 'babies' growing in your garden!

Plans are already underway for our annual Christmas party on December 9th. Once again, **Nadine Boudreau** and **Claudia Ellis** have agreed to head up the team to bring this festive gathering together. More information will be available in our December 'Rhodoteller'.

Member Profile

DON AND DOROTHY LAW

...by Helena Stewart



Looking at their home and lifestyle, you could easily say that the Laws have tapped into The Canadian Dream. The home they've lived in for almost 19 years bears the marks of a much-loved project. They have a close and loving family, a number of who live near Dorothy and Don. They've also established a bi-country life—summers in the Comox Valley, without doubt one of the loveliest valleys in Canada and winter in the warm sands of the Coachella Valley in California. Like a number of things in their lives, they found their winter home in the eastern part of the Coachella Valley just by chance.

One of the best of their "projects" has been their garden

in northern Comox. Don modestly claims that Dorothy is the genius behind the plantings while he is just the "muscle", but one senses that this is just his characteristic modesty. When they first moved onto the large city lot, it was basically grass with some scattered fruit trees. Working with an intuitive objective but no drawn-out plans ("We didn't want any straight edges or geometrical areas," says Don), they just let it grow (like Topsy) with plants they thought looked good. The result is a garden that seems larger than it is, filled with perennials and annuals that complement each other. They bought their first rhodo at a sale and since then Dorothy says a lot of rhodos have come and gone. "Some died and we couldn't replace them."

"The emphasis is on having a garden we think looks nice to us and is a great place for ourselves and our friends to enjoy," says Don. Dorothy particularly loves her pink flowering dogwood (Cherokee Chief) while Don's favourites are "any plants that happen to be in bloom."

Don was born in Windsor, but left when he was six years old "heading west." Most of his life has been spent in various towns on Vancouver Island from Port Alberni to Port McNeill. His early working years were in logging, but he then became a millwright; a job he loved and where he acquired his skill in "fixing things."

Dorothy was born in southern Manitoba near the North Dakota border in a place so small it no longer exists. "It was just a grocery store and a couple of garages," she says. She grew up on a farm with four younger brothers, grain cattle, chickens and pigs. It may have been here in her formative years that she developed her intuitive sense for growing things. She came west in 1966 and had a number of jobs in the Comox Valley (a bakery, Sieffert's and finally at Glacierview.)

It's a second marriage for both Don and Dorothy and between them they have five children—"and seven grandchildren and one great granddaughter," says Dorothy with obvious pride.

Don has had a number of passions that date back to childhood—sailing being one ("I've had three boats.") At one point in his life, he got a job delivering boats all over the Caribbean. Hunting is another lifelong interest. Even though he saw lots of moose on a recent hunting trip, the catch of that trip was only one small deer.

Nowadays, most of his leisure time is dedicated to camping and gardening. "That's about my life," he says with a sigh of contentment. "Contentment" seems a good one-word description for the couple. When asked if they have a "dream list" or things they would still like to do, Don says "Our dream list? We just want to carry on as we have been doing and enjoy life." Seems they've got it just about right.

AR.S. 2015 ANNUAL RHODODENDRON CONVENTION

Hosted by the Victoria Rhododendron Society

6 - 10 May 2015

Sidney-By-The-Sea - Highlight Speakers

Kenneth Cox

In the world of rhododendrons, the name 'Cox' is synonymous with rhododendron expertise. Born in 1964, Kenneth Cox is grandson of plant hunter, writer and nurseryman Euan Cox and son of Peter Cox, VMH. The three generations were and are considered the world's leading experts on rhododendrons.



Ken, himself a nurseryman and author of numerous books on rhododendrons, has carved out his particular niche in the world of plant-hunting in leading 9 expeditions to South and South-East Tibet and Arunachal Pradesh, India, 1995-to the present. He graduated in 1986 at the University of Birmingham, England with a BA in General Arts and a diploma in commerce.

Kenneth is managing director of the family firm Glendoick Gardens Ltd in Scotland, a garden centre and mail order nursery specializing in Rhododendrons, Azaleas, Ericaceous plants, Meconopsis, Primula and other plants collected by the Cox family around the world. Ken is married with two sons and in his spare time plays several musical instruments. Specializing in woodland and rhododendron gardening, Ken Cox has extensive knowledge of climatic conditions all over the UK and further afield, which allows selection of plants ideally suited to local growing conditions. He is an experienced lecturer on rhododendrons, horticulture and exploration and has lectured throughout the UK, many parts of Europe, North America, Australia and New Zealand. Recently talks have been given at literary festivals, botanical gardens, specialist societies as well as The Royal Scottish Geographical Society and Royal Society for Asiatic Affairs.



Kenneth is scheduled to be the keynote speaker for the 70th Annual ARS Convention during the dinner on Thursday evening, May 7th, 2015.


To view a 5 minute video interview with Ken in his Glendoick garden copy this to your web browser...

<http://www.bbc.co.uk/programmes/p020hd03>



BOOK Corner

BOOK



Compendium of Rhododendron and Azalea Diseases and Pests



Ed Note: This new book has been added to the North Island chapter's library and can be signed out by any NIRS member.

The *Compendium of Rhododendron and Azalea Diseases and Pests* is an encyclopedic reference that provides more than 170 images and a simple, easy-to-use format to help users quickly recognize and manage pest-related problems of these widely cultivated flowering shrubs and trees.

The *Compendium of Rhododendron and Azalea Diseases and Pests* is a useful resource for gardeners, commercial growers, consultants, and others who cultivate Rhododendron and Azalea plants.

Editors Robert G. Linderman and D. Michael Benson, both experts in their own right, selected top authorities on rhododendron and azalea plant diseases and insects to write this replacement to the popular first edition of this book, published back in 1986. This comprehensive book is broken into four sections full of new and revised information, including:

- **Diseases Caused by Infectious Agents:**
Addresses commonly occurring diseases caused by fungi, bacteria, viruses, higher plants, nematodes, and algae. A new section on virus diseases has been updated to include azalea ringspot disease, Rhododendron virus N, and Rhododendron virus A and related viruses.
- **Diseases Caused by Non-infectious Agents:**
Discusses damage caused by moisture, heat, and cold stress, as well as mineral deficiencies and toxicities, air pollution, and pesticide phytotoxicities. A new section on non-infectious agents covers genetic abnormalities, including tissue proliferation and witches' broom.
- **Disease and Pest Management:**
Provides a thorough discussion of management strategies, such as exclusion, eradication, quarantine, sanitation, irrigation water treatment, chemical control, host resistance, and cultural practices. A new section, called "Biology and Application of Beneficial Microbes", presents much of the latest thinking and research on a range of crops (not limited to rhododendron and azalea) and highlights new nonchemical approaches to disease and pest management.

As webmaster, I encourage members to check our NIRS website for new additions to the 'Photo Gallery' page. I have all summer albums added to the gallery page, included the latest additions to the 'Work Party' album and the tour of Whidbey Island gardens at the end of April.

Particularly for our newer members, I thought I should explain once again how to view these galleries.

To open an album, simply click on the small thumbnail photo. Once the album is loaded, you can either manually view the photos by clicking on the first one, then selecting other photos with the "next" or "previous" buttons, or click on "start slideshow" at the bottom left. You can pause the slideshow at any time by clicking on this same button, but remember to click "stop slideshow" and the "CLOSE" button (lower right) when finished viewing the album.

On our 'Links' page, there are a number of Rhododendron and garden related links to other web pages. One of particular interest to our members would be the link to our 'District One' website. There is a lot of valuable information posted by Garth Wedemire on this site, including links to other chapters.

For our newer members, there is a link to the American Rhododendron Society's website. Here you will find all kinds of information on various facets of the society. You will also find a link for the on-line version of the Journal magazine (www.arsoffice.org/jars/toc.asp). To log in or to register, you will need your ARS membership number found in your NIRS Yearbook roster. If you can't find the number send me an email and I will get it for you.

There is also a link to an interesting and informative Rhododendron database called "Hirsutum" based in the Netherlands (www.hirsutum.info). On this website you can search for photos and data information on various rhododendrons that may be of interest.

In the coming months there will be a new look to our website. With the assistance of District webmaster Garth Wedemire, I plan to update the NIRS website with a fresh look and features. Stay tuned!

Remember

*"They shall not grow old, as we who are left grow old.
Age shall not weary them, nor the years condemn.
At the going down of the sun, and in the morning,
We shall remember them."*

• **Insect and Mite Pests:**

Includes nearly 40 color photos and provides detailed treatments of the full range of pests that affect rhododendron and azalea. The section on pest management has been expanded and includes a table that identifies the insecticides and miticides used to manage these pests.

A new collection of color photos; a symptoms-based diagnostic guide; an updated index of common plant disease names; and a glossary of terms (including new terms not covered in the book's first edition) make this book even more accessible.

ARS Member discount and royalty applies when this book is purchased through the special landing page:

<http://www.apsnet.org/apsstore/shopapspress/promos/44365roy.aspx>

The *Compendium of Rhododendron and Azalea Diseases and Pests, Second Edition*, a new book by APS PRESS, is available now and American Rhododendron Society members can purchase this new title at the discounted price of US \$79 through December 31, 2014, plus shipping and handling.

This is \$20 off the regular \$99 list price. The ARS will receive a 5% royalty from anyone who buys this book through this special APS PRESS landing page, which will also link from the ARS Store.



...by Helena Stewart

The story behind why we wear red poppies on our lapels every November 11 is fairly familiar but as usual there are details that are not so well known. According to your intrepid researcher (me), our poppy wearing indeed springs from the WW1 poem "In Flanders Fields." After witnessing the death and burial of his friend, Lt. Alexis Helmer May 2, 1915, Canadian army surgeon Major John McCrae ripped a page out of his notebook and poured out words from his sorrowing heart. Helmer was buried in a small cemetery carved out of the disturbed earth of battlefields north of Ypres that in May are peppered with wild flowers—poppies, bluebells, wild mustard and daisies. But especially poppies.

The red corn poppy (*Papaver rhoeas*), a native in Europe, grows wild and is considered an agricultural weed, albeit a very useful one. Introduced as a medicine by Hippocrates, over the centuries, its seed was gathered as a treatment for insomnia, inflammation, fever, dysentery and as an expectorant in cough syrups. The seeds have nutritional value as well since they are rich in linoleic acid, oleic acid and

unsaturated fatty acids. European bakers have always used poppy seeds liberally in their baking because of the taste and not its reputed narcotic qualities. (While it is true that unripe seeds of the plant contain alkaloids such as morphine and codeine which can be addictive, the ripe seeds used for culinary purposes contain minute amounts if any at all.)

In myth, the poppy was considered sacred to Hypnos, the Greek god of eternal sleep and legend says that it was considered the flower associated with human sacrifice in during the era of the famous Mongol leader Genghis Khan. The red poppy particularly signifies sacrifice dating back as early as the Napoleonic wars when the war-disturbed soil uncovered poppy seeds that grew to blanket the fighting fields in a sea of red.

On May 3, 1915 after the battle of Ypres, a young Canadian sergeant major named Cyril Allinson was delivering mail when he spotted McCrae sitting on the back of an ambulance parked near the dressing station. Major McCrae was hunched over his dispatch book scribbling with a pencil. Years later, Allison recalled: "His face was very tired but calm as he wrote and he looked around from time to time, his eyes straying to Helmer's grave."

After taking his mail, McCrae handed Allinson the poem to read. Moved by what he read, Allinson says it perfectly described the scene that morning—an endless field of red being blown by a gentle east wind. He says it never occurred to him that the poem would ever be published—in fact, it nearly wasn't. Dissatisfied with the poem, McCrae tossed it away but it was rescued by an officer who sent it on to newspapers in England. *The Spectator* rejected it but *Punch* published it on December 8, 1915.

After the war, people who were moved by the poem decided to wear poppies "to keep the faith" but it was the late Field Marshal Earl Haig who adopted the poppy as the emblem to honour dead servicemen. "In adopting the poppy of Flanders Fields as the Memorial Flower to be worn by all returned soldiers on Armistice Day," said Haig, "we recognize that no emblem so well typifies the fields whereon was fought the greatest war in the history of the world nor sanctifies so truly the last resting place of our brave dead who remain in France." Dr. McCrae did not live to see Armistice Day. On January 28, while still commanding Number 3 General Hospital at Boulogne, he died of pneumonia with extensive pneumococcus meningitis. He was buried the following day in the Commonwealth War Graves Commission section of Wimereux Cemetery with full military honours.

In Flanders' Fields

In Flanders' Fields the poppies blow*

Between the crosses, row on row,
That mark our place; and in the sky
The larks, still bravely singing, fly
Scarce heard amid the guns below.

We are the dead. Short days ago
We lived, felt dawn, saw sunset glow,
Loved, and were loved, and now we lie
In Flanders Fields.

Take up our quarrel with the foe:
To you from failing hands we throw
The torch; be yours to hold it high.
If ye break faith with us who die
We shall not sleep, though poppies grow
In Flanders' Fields.

**In an autographed copy of the poem, the last word in the first line is "grow" not "blow." The latter has become the accepted version since it more accurately reflects what McCrae saw when he wrote it.*


Indumentum, Tomentum and Senescence

...by Nadine Boudreau

At our October Executive meeting the executive thought it might be a good idea to review basic information and cultivation of Rhododendrons. We are fortunate to have many new members and want them to feel comfortable in asking questions and learning from the other members. So Dick Bonney and I started the "mini" info sessions that will run at the monthly meetings.

Indumentum is the term used for fine hairs covering the underside of leaves. There are many types of hairs forming this fuzzy coating. Colouring can be light grey/white to a rich rust/brown colour.

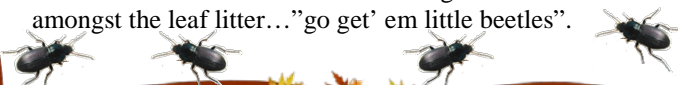
Tomentum refers to hairs on the top of leaves, stems or seeds. Colouring of these hairs are more often silver to white or light brown. The new gardener often mistakes this tomentum as some kind of fungus. In fact these plants are sought after by the Rhododendron collector. My favourite rhodos are ones that are awesome when not in flower, prized for their foliage or shape. Topping the list are R. pachysanthum (tomentum), R. Sir Charles Lemon and R. Fabia x R. bureavii (indumentum).



Senescence-When the executive was discussing topics for the educational session, Ann Chevrier suggested we cover leaf drop as she said every where she goes someone is asking her "What is

wrong with my Rhodo?" As with all evergreens it is normal for Rhodos to loose older leaves 1, 2 or more years after they emerge. Some Rhodos do this in the fall others during summer drought periods. The top leaves on the branch should be healthy if you've watered and they have received necessary nutrients. You then have to decide 'To rake or not to rake' those leaves. I'm trying not to be such a neat freak and leave the leaves for mulch, I'm hoping to add nutrients to the soil, and also the covering will help insulate roots from cold spells.

What I'm really hoping for is to provide shelter for my growing population of ground beetles that are known to eat weevil in both adult and larva stage. These beetles hide amongst the leaf litter..."go get 'em little beetles".



Recipe Requests



Green Tomato Cake:

Ingredients:

2 1/4 C sugar	1 C vege oil or melted shortening
3 eggs	2 tsp vanilla
3 C flour	1 tsp salt
1 tsp baking powder	1 tsp cinnamon
1-2 tsp nutmeg	1 C pecans or walnuts
2 1/2 C diced green tomatoes	1 C raisins
coconut (optional)	

Preparation:

Preheat oven to 350° F. In mixing bowl, beat sugar, vegetable oil or shortening, eggs and vanilla until smooth and creamy. Sift together the flour, salt, baking powder, cinnamon and nutmeg. Slowly beat into egg mixture. Blend well. Stir in pecans, raisins and tomatoes. Pour into greased 9 x 13 inch pan. Top with coconut if desired.

Bake for 55 - 65 minutes, or until a wooden pick or cake tester inserted in center comes out clean. If desired, it is good with a cream cheese frosting.

November Goodies

Barb Staton - Aji Fliss
Lynn Gray - Arlene Hooper
Maureen Denny



Until Next Month
Noni

